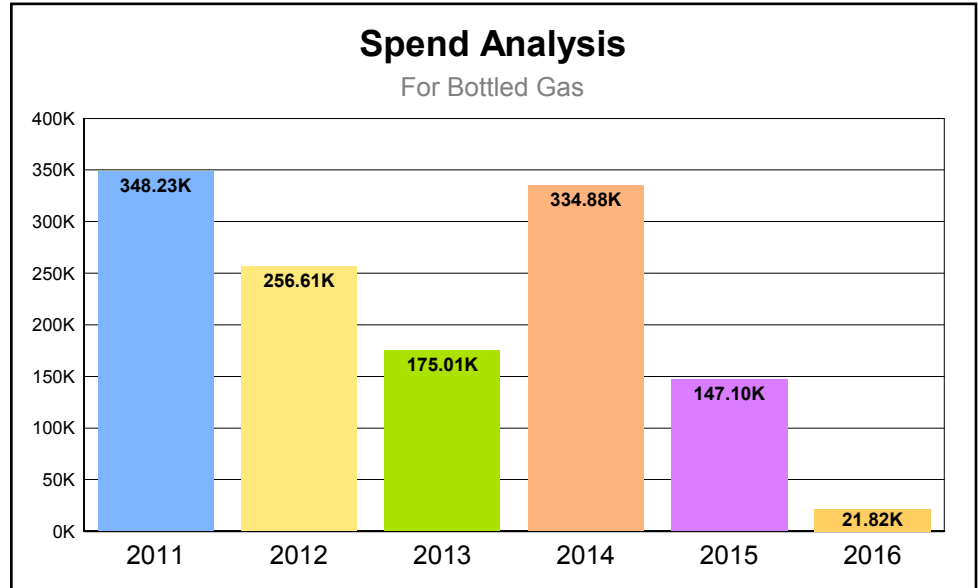
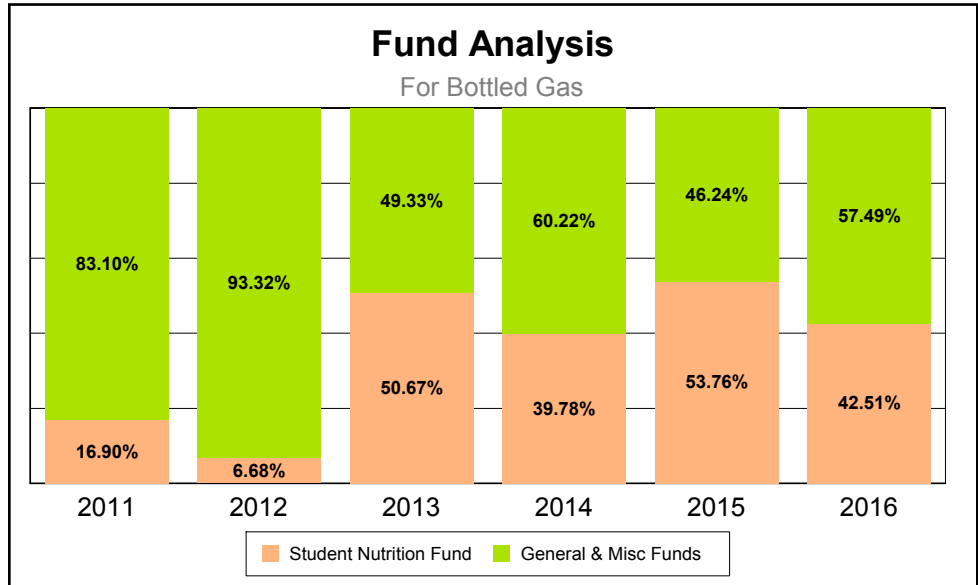


## Utility Spend Reports Bottled Gas

	Spend
2011	\$348,226.52
2012	\$256,607.30
2013	\$175,006.24
2014	\$334,878.23
2015	\$147,095.55
2016	\$21,817.96



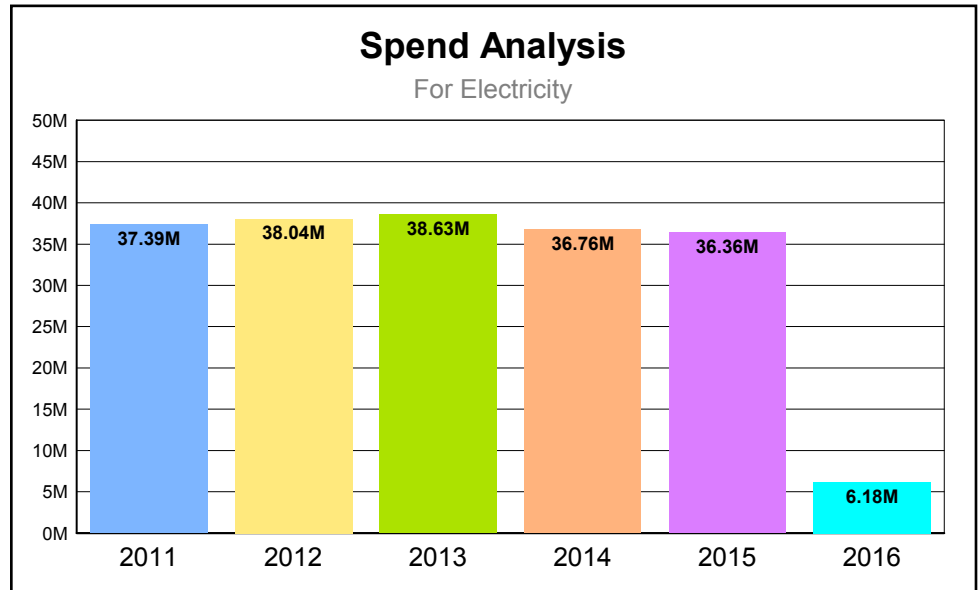
	General and Misc Funds	Student Nutrition Fund
2011	\$289,370.96	\$58,855.56
2012	\$239,477.57	\$17,129.73
2013	\$86,336.42	\$88,669.82
2014	\$201,653.24	\$133,224.99
2015	\$68,024.25	\$79,071.30
2016	\$12,542.17	\$9,275.79



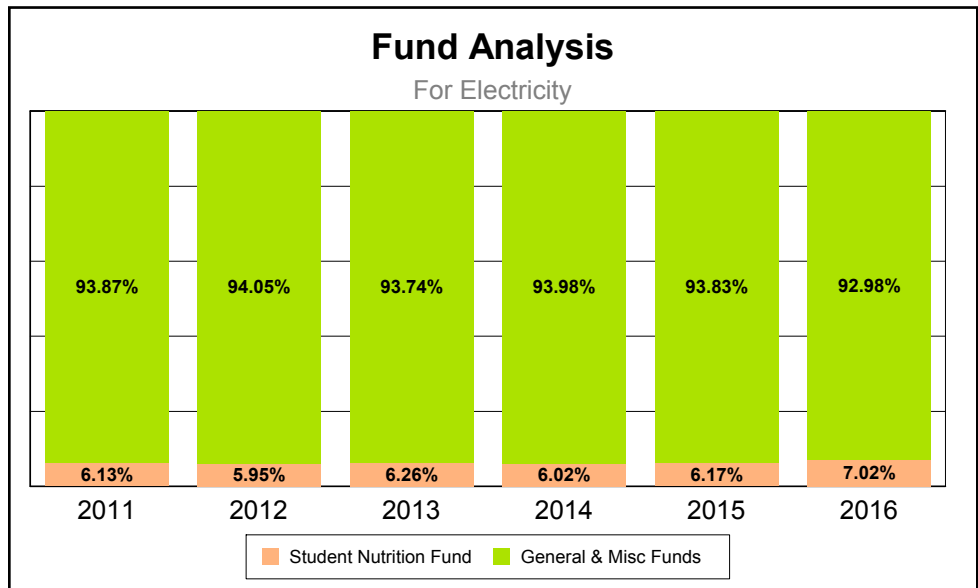
**Note:** There was a prior year adjustment for bottled gas in FY 2013 and a prior year adjustment for garbage in FY 2015.

## Utility Spend Reports Electricity

	Spend
2011	\$37,394,940.11
2012	\$38,036,608.30
2013	\$38,630,027.99
2014	\$36,761,723.83
2015	\$36,361,339.59
2016	\$6,178,398.87



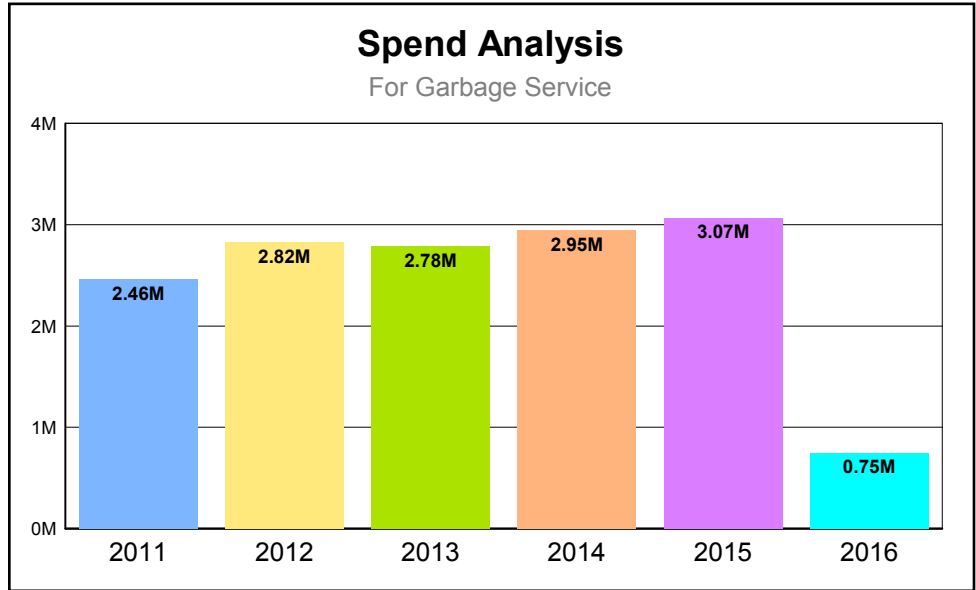
	General and Misc Funds	Student Nutrition Fund
2011	\$35,103,291.06	\$2,291,649.05
2012	\$35,774,170.23	\$2,262,438.07
2013	\$36,211,230.87	\$2,418,797.12
2014	\$34,547,215.82	\$2,214,508.01
2015	\$34,117,624.67	\$2,243,714.92
2016	\$5,744,754.53	\$433,644.34



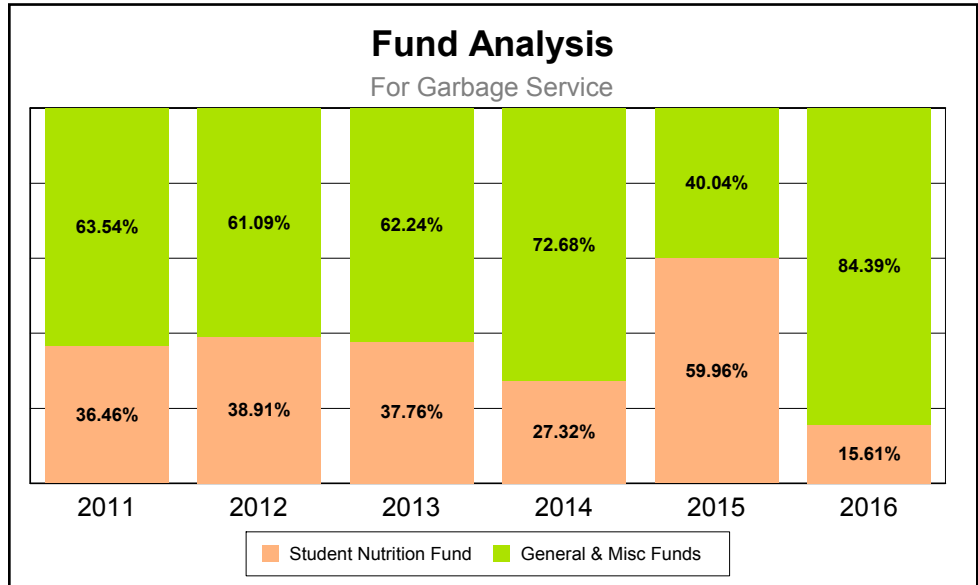
**Note:** There was a prior year adjustment for bottled gas in FY 2013 and a prior year adjustment for garbage in FY 2015.

## Utility Spend Reports Garbage Service

	Spend
<b>2011</b>	\$2,460,817.55
<b>2012</b>	\$2,823,173.77
<b>2013</b>	\$2,784,820.44
<b>2014</b>	\$2,948,208.64
<b>2015</b>	\$3,066,797.84
<b>2016</b>	\$746,714.00



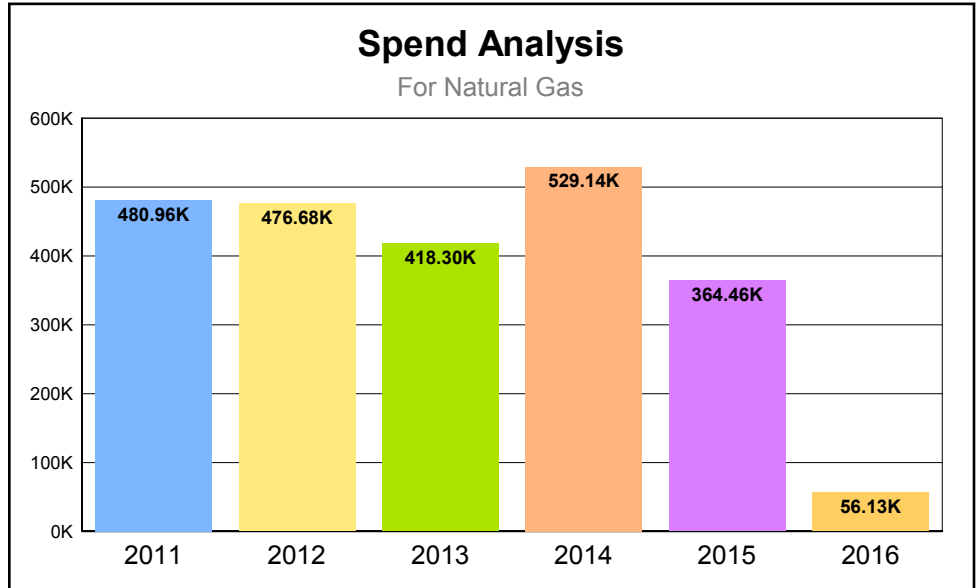
	General and Misc Funds	Student Nutrition Fund
<b>2011</b>	\$1,563,567.74	\$897,249.81
<b>2012</b>	\$1,724,668.91	\$1,098,504.86
<b>2013</b>	\$1,733,236.13	\$1,051,584.31
<b>2014</b>	\$2,142,780.93	\$805,427.71
<b>2015</b>	\$1,228,085.74	\$1,838,712.10
<b>2016</b>	\$630,148.19	\$116,565.81



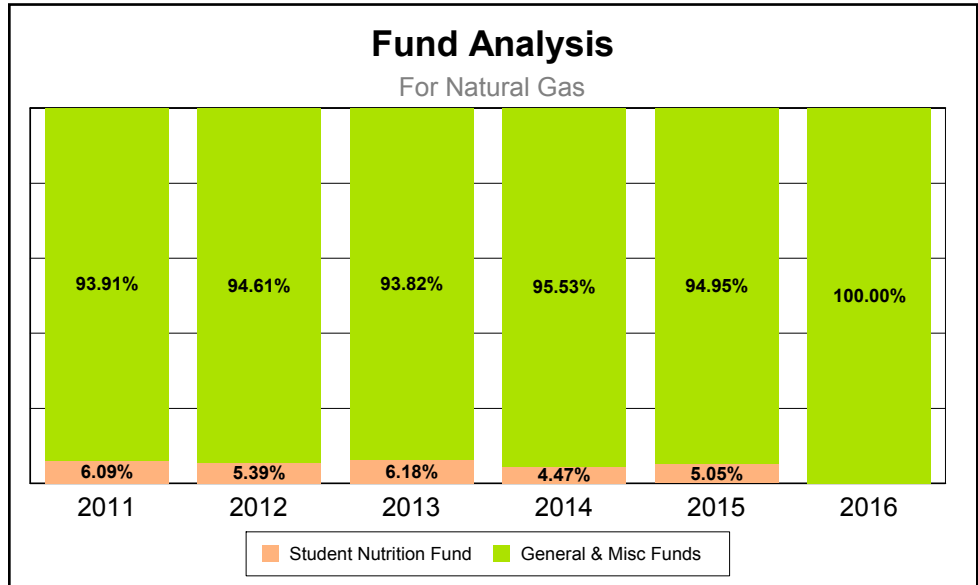
**Note:** There was a prior year adjustment for bottled gas in FY 2013 and a prior year adjustment for garbage in FY 2015.

## Utility Spend Reports Natural Gas

	Spend
<b>2011</b>	\$480,964.33
<b>2012</b>	\$476,675.44
<b>2013</b>	\$418,296.25
<b>2014</b>	\$529,143.13
<b>2015</b>	\$364,464.06
<b>2016</b>	\$56,127.28



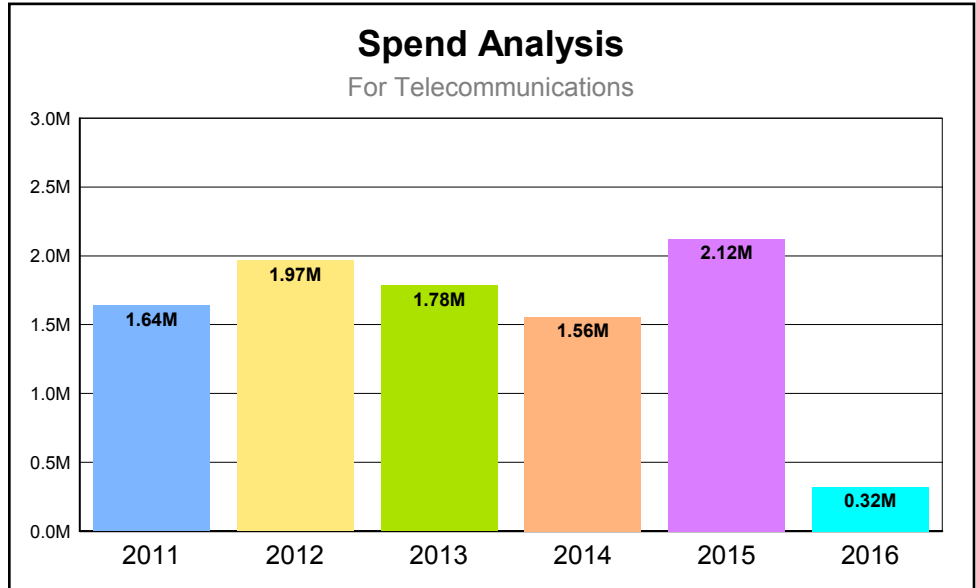
	General and Misc Funds	Student Nutrition Fund
<b>2011</b>	\$451,690.04	\$29,274.29
<b>2012</b>	\$451,004.32	\$25,671.12
<b>2013</b>	\$392,453.85	\$25,842.40
<b>2014</b>	\$505,508.08	\$23,635.05
<b>2015</b>	\$346,062.10	\$18,401.96
<b>2016</b>	\$56,127.28	\$0.00



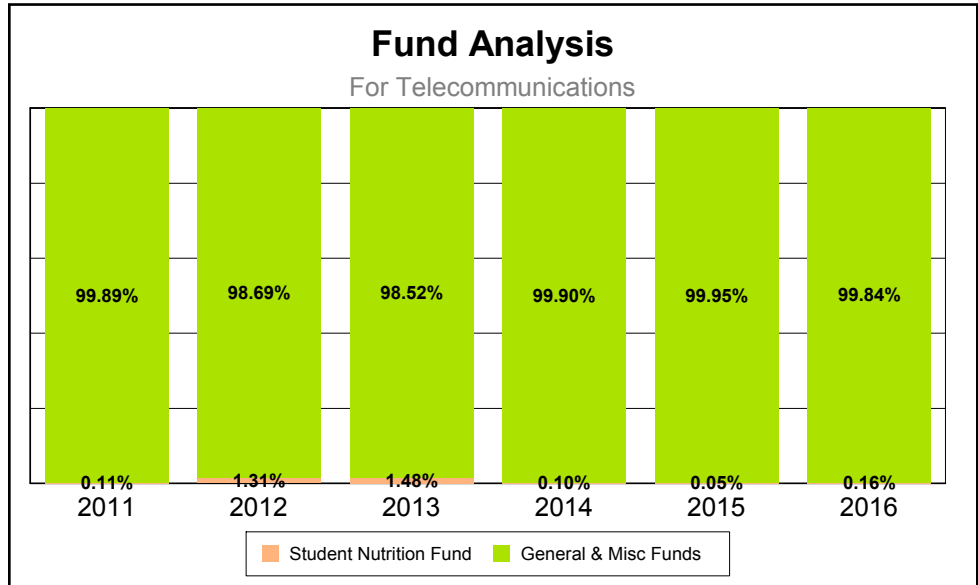
**Note:** There was a prior year adjustment for bottled gas in FY 2013 and a prior year adjustment for garbage in FY 2015.

## Utility Spend Reports Telecommunications

	Spend
2011	\$1,639,635.66
2012	\$1,967,211.03
2013	\$1,782,743.83
2014	\$1,556,677.33
2015	\$2,121,701.24
2016	\$321,639.52



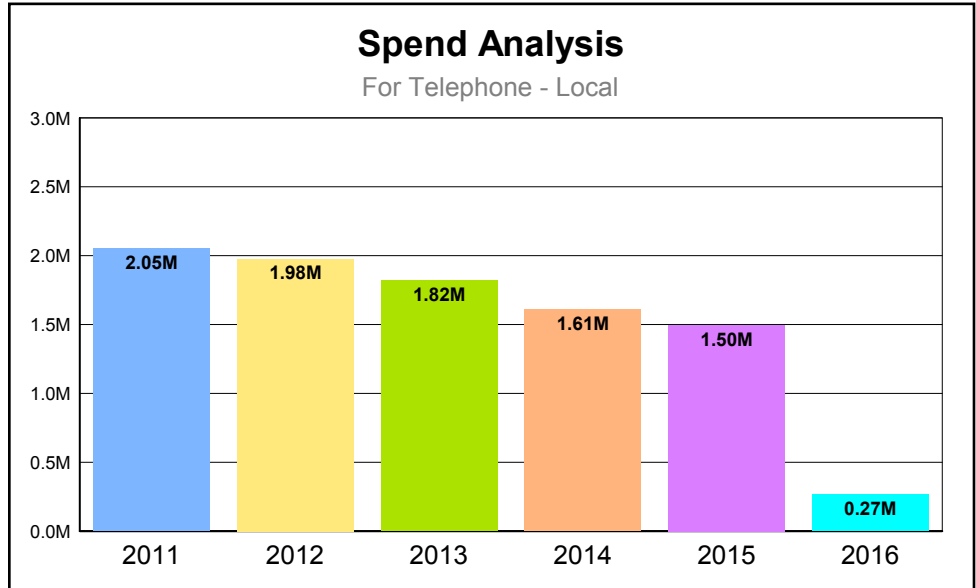
	General and Misc Funds	Student Nutrition Fund
2011	\$1,637,812.56	\$1,823.10
2012	\$1,941,445.07	\$25,765.96
2013	\$1,756,333.70	\$26,410.13
2014	\$1,555,087.63	\$1,589.70
2015	\$2,120,667.88	\$1,033.36
2016	\$321,114.52	\$525.00



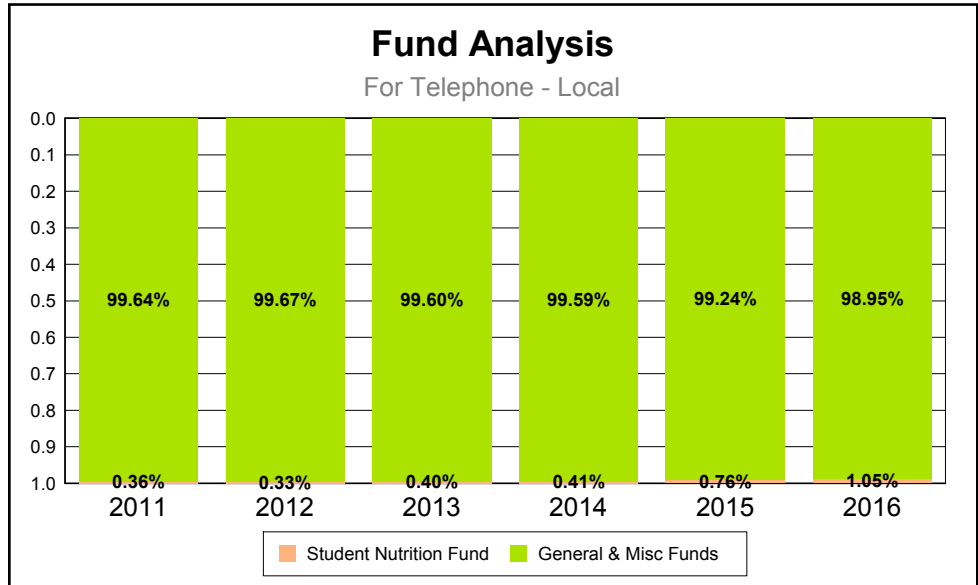
**Note:** There was a prior year adjustment for bottled gas in FY 2013 and a prior year adjustment for garbage in FY 2015.

## Utility Spend Reports Telephone - Local

	Spend
2011	\$2,053,115.94
2012	\$1,978,031.81
2013	\$1,820,347.56
2014	\$1,611,974.90
2015	\$1,495,866.71
2016	\$266,487.51



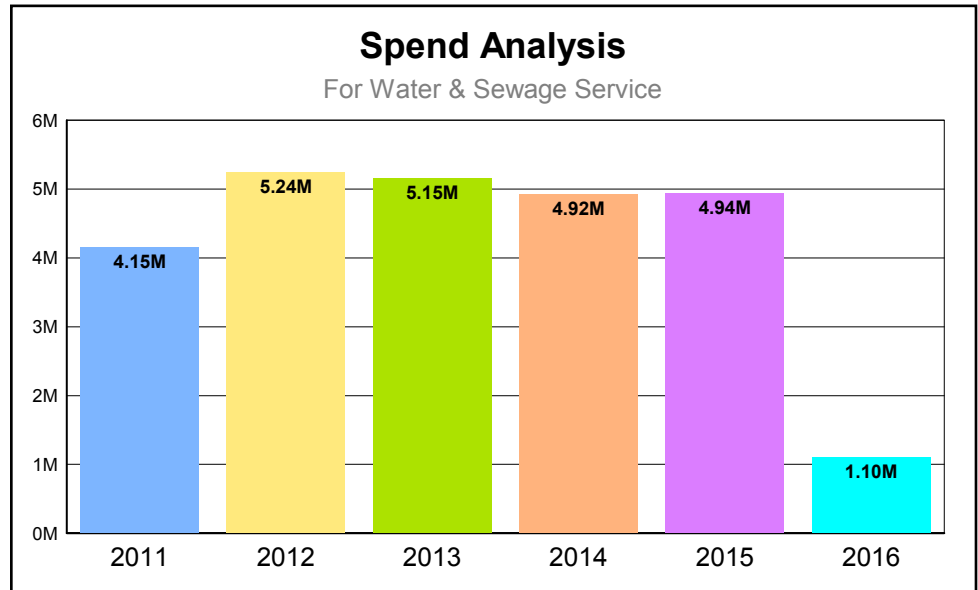
	General and Misc Funds	Student Nutrition Fund
2011	\$2,045,817.25	\$7,298.69
2012	\$1,971,570.29	\$6,461.52
2013	\$1,812,983.73	\$7,363.83
2014	\$1,605,317.68	\$6,657.22
2015	\$1,484,568.72	\$11,297.99
2016	\$263,686.94	\$2,800.57



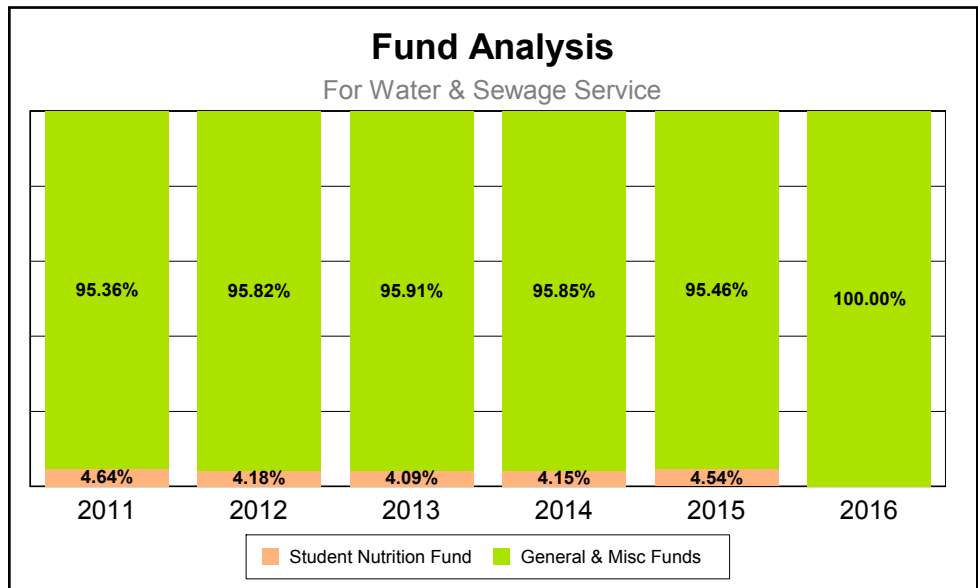
**Note:** There was a prior year adjustment for bottled gas in FY 2013 and a prior year adjustment for garbage in FY 2015.

## Utility Spend Reports Water & Sewage Service

	Spend
2011	\$4,153,304.17
2012	\$5,240,509.04
2013	\$5,154,305.72
2014	\$4,919,318.80
2015	\$4,935,760.36
2016	\$1,099,754.36



	General and Misc Funds	Student Nutrition Fund
2011	\$3,960,742.49	\$192,561.68
2012	\$5,021,279.16	\$219,229.88
2013	\$4,943,245.39	\$211,060.33
2014	\$4,715,048.27	\$204,270.53
2015	\$4,711,431.22	\$224,329.14
2016	\$1,099,754.36	\$0.00



**Note:** There was a prior year adjustment for bottled gas in FY 2013 and a prior year adjustment for garbage in FY 2015.