

## **TECHNOLOGY EDUCATION EQUIPMENT**

**DOCUMENT NUMBER: 11500**

**APPLICATION: MIDDLE AND HIGH SCHOOL**

### **DATE OF ISSUE:**

- 01-19-05** - **Revised equipment lists and layouts**
- 01-17-02 - revised dust collection information
- 07-01-99 - added dust collection system to Production Tech Lab
- 04-15-99 - added information regarding student workstations
- 08-18-98 - revised equipment lists and layouts
- 07-24-98 - revised equipment lists and layouts
- 12-09-97 - revised equipment list and Middle School layouts, added High School layouts
- 06-12-97 - added notes re: equipment
- 12-06-96 - revised Middle School Graphics and Technology Laboratory layouts
- 12-15-95 - deleted all cut sheets
- 06-20-95 - added cut sheet for quadrangular workstations for Middle School Tech. Lab, clarified the 4-30-93 "workplace" cut sheet to be for High School use only. Deleted the Synergistic Workstation cut sheet.
- 09-14-94 - added "suggested equipment layouts" for Middle School Technology Lab and Graphics Lab
- 07-06-94 - added Spray Booth information sheet dated 7-6-94
- 04-29-94 - deleted over-arm router and spray booth cut sheets (pages 28, 46, 47, and 48), and revised the dust collection system cut sheet (page 21)
- 11-04-93 - added revised jointer cut sheet, dated 11-4-93
- 08-19-93 - deleted "workplace station for H.S., 3-1-93" (repeat of 4-30 cut sh.)
- 07-02-93 - added "darkroom sink cut sheet, 7-2-93"
- 04-30-93 - added "workplace Quad. workstation, 4-30-93"
- 03-01-93 - added cut sheets dated 2-11-93 and "workplace station for H.S., 3-1-93"
- 11-30-93 - original issue

### **NOTES:**

The listed Owner-provided equipment must be accommodated in the design.

### **ATTACHMENTS:**

Equipment lists

Suggested equipment layouts, all dated 01-19-05

**MIDDLE SCHOOL EXPLORING COMMUNICATIONS LABORATORY**

<b>ITEM</b>	<b>ELECTRICAL</b>	<b>OTHER</b>	<b>DWG REF #</b>
Martin Yale Paper Drill #101	115V single phase	Bench top model 17" high x 20" wide x 20" deep contact: Graves-Humphrey (888-222-1332)	6
Martin Yale Jogger #1400	115V single phase	Bench top model 20" high x 20" wide x 20" deep contact: Graves-Humphrey (888-222-1332)	7
Martin Yale Friction Feed Folder #959	115V single phase 1/3HP	Bench top model 24" high x 40" wide x 15" deep contact: Graves-Humphrey (888-222-1332)	9
Selectable Ratio Signgraver #SM-500	115V single phase	Bench top model 18" high x 24" wide x 24" deep contact: Graves-Humphrey (888-222-1332)	10
Welsh Products Thermal Imager #6401a	115V single phase 12 amp	Bench top model 12" high x 24" wide x 24" deep contact: Welsh Products (800-745-0330)	11
Student Workstation	-	Workstation for 2 students, w/ 1 keyboard slide, 1 monitor platform, 1 CPU compartmt, 2 open shelves on instructor side, and wire channel	1

**MIDDLE SCHOOL EXPLORING TECHNOLOGY LABORATORY**

<b>ITEM</b>	<b>ELECTRICAL</b>	<b>OTHER</b>	<b>DWG REF #</b>
Delta 12" Drill Press #11-190, w/ safety plug	115V single phase 3.6 amp-1/3HP	Bench top model 34" high x 11" wide x 21" deep contact: Hughes Tools (813-949-0441)	11
Delta 8" Wood Band Saw #28-185, w/ safety plug	115V single phase 2.5 amp-1/5HP	Bench top model 26.5" high x 17" wide x 12.5" deep contact: Hughes Tools (813-949-0441)	15
Delta 16" 2-speed Scroll Saw #40-560, two speed, w/ safety plug	115V single phase 1.2/7 amp	Bench top model 13" high x 13.5" wide x 24.5" deep contact: Hughes Tools (813-949-0441)	7
Delta 1" Belt/8" Disc Sander #31-340, w/ safety plug (quantity: 2)	115V single phase 7.2 amp-1/3 HP	Bench top model 19.5" high x 15" wide x 24.5" deep contact: Hughes Tools (813-949-0441)	9
Delta 4" Belt/6" Disc Sander #31-460 w/ safety plug	120V single phase 4 amp-1/3 HP	Bench top model 11" high x 21.5" wide x 15.5" deep contact: Hughes Tools (813-949-0441)	10
Delta 8" Bench Grinder #23-880, w/ safety plug	120V single phase 1/2 HP	Bench top model 12" high x 18" wide x 12" deep contact: Hughes Tools (813-949-0441)	12
Student Workstation	-	Workstation for 2 students, w/ 1 keyboard slide, 1 monitor platform, 1 CPU compartmt, 2 open shelves on instructor side, and wire channel	1

**HIGH SCHOOL TECHNOLOGY STUDIES LABORATORY**

ITEM	ELECTRICAL	OTHER	DWG REF #
Delta 14" Drill Press #14-070, w/ safety plug #49-350	115V single phase 1/2 HP	Floor model 64.5" high x 13" wide x 25.5" deep contact: Hughes Tools (813-949-0441)	9
Delta 14" Metal/Wood Band Saw #28-303, w/ enclosed stand, w/ safety plug	115V single phase 13.8 amp-1 HP	Floor model 65.5" high x 25" wide x 17.5" deep contact: Hughes Tools (813-949-0441)	10
Delta Q-3 18" Variable Speed Scroll Saw #40-650, two speed, w/ safety plug	120V single phase 1.3 amp	Floor model 50" high x 20" wide x 35" deep contact: Hughes Tools (813-949-0441)	11
Delta 1" belt/8" Disc Sander #31-340, w/ safety plug (quantity: 2)	115V single phase 7.2 amp-1/3 HP	Bench top model 19.5" high x 15" wide x 24.5" deep contact: Hughes Tools (813-949-0441)	7
Delta 6" Belt/12" Disc Finishing Machine #31-730, w/ stand, w/ safety plug	120V, single phase 20 amp-1.5 HP	Floor model 56" high x 30 wide (max) x 25.5" deep contact: Hughes Tools (813-949-0441)	12
Delta 10" Tilting Arbor Table Saw #36-755, w/ safety plug	230V single phase 2HP	Floor model 39" high x 43" wide x 32" deep 8'x16' floor space required contact: Hughes Tools (813-949-0441)	13
Delta 10" Compound Miter Saw #36-220, w/ safety plug	120V single phase 15 amp	Bench top model 20.5" high x 38.5" wide x 20.5" deep contact: Hughes Tools (813-949-0441)	8
Makita 12" Planer #2012, w/ stand #122383-9, w/ safety plug #49-350	120V single phase 12 amp	Floor model 39" high x 17" wide x 18" deep contact: Hughes Tools (813-949-0441)	15
Delta 6" Jointer #37-190, w/ stand and safety plug #49-350	115V single phase 3/4 HP	Floor model 39" high x 46" wide x 28" deep 8'x16' floor space required contact: Hughes Tools (813-949-0441)	16
Router Table – Protop floor model #235425	115V single phase	Contact: Midwest Tool Supply	17
Delta 8" Grinder #23-850, w/ stand #23-8905, w/ safety plug	120V single phase 3/4 HP	Floor model 39" high x 23" wide x 13" deep contact: Hughes Tools (813-949-0441)	18
Portable Air Compressor	115V single phase	contact: Hughes Tools (813-949-0441)	28
Sears Vacuum System (dedicated for specific equipment as required)	115V single phase 5HP	contact: Sears	25
Student Workstation	-	Workstation for 2 students, w/ 1 keyboard slide, 1 monitor platform, 1 CPU compartmt, 2 open shelves on instructor side, and wire channel	1

## HIGH SCHOOL COMMUNICATIONS TECHNOLOGY LABORATORY

ITEM	ELECTRICAL	OTHER	DWG REF #
Martin Yale Paper Drill #101	115V single phase	Bench top model 17" high x 20" wide x 20" deep contact: Graves-Humphrey (888-222-1332)	6
Martin Yale Jogger #1400	115V single phase	Bench top model 20" high x 20" wide x 20" deep contact: Graves-Humphrey (888-222-1332)	7
Martin Yale Friction Feed Folder #959	115V single phase 1/3HP	Bench top model 24" high x 40" wide x 15" deep contact: Graves-Humphrey (888-222-1332)	9
Selectable Ratio Signgraver #SM-500	115V single phase	Bench top model 18" high x 24" wide x 24" deep contact: Graves-Humphrey (888-222-1332)	10
Welsh Products Thermal Imager #6401a	115V single phase 12 amp	Bench top model 12" high x 24" wide x 24" deep contact: Welsh Products (800-745-0330)	11
Student Workstation	-	Workstation for 2 students, w/ 1 keyboard slide, 1 monitor platform, 1 CPU compartmt, 2 open shelves on instructor side, and wire channel	1

## HIGH SCHOOL PRODUCTION TECHNOLOGY LABORATORY

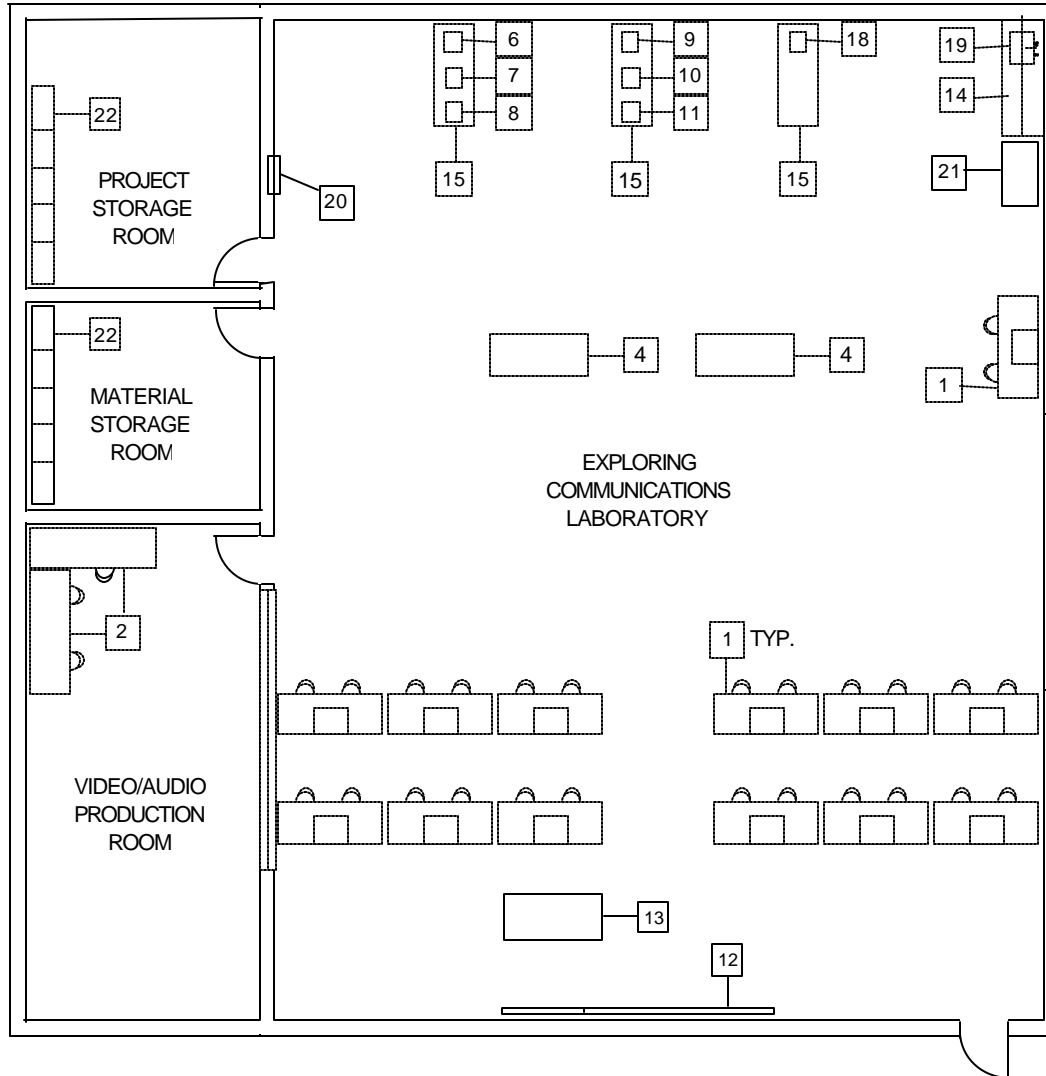
ITEM	ELECTRICAL	OTHER	DWG REF #
Delta 14" Drill Press #14-070, w/ safey plug #49-350	115V single phase 1/2 HP	Floor model 64.5" high x 13" wide x 25.5" deep contact: Hughes Tools (813-949-0441)	9
Delta 14" Metal/Wood Band Saw #28-303, w/ enclosed stand, w/ safety plug	115V single phase 13.8 amp-1 HP	Floor model 65.5" high x 25" wide x 17.5" deep contact: Hughes Tools (813-949-0441)	10
Delta Q-3 18" Variable Speed Scroll Saw #40-650, two speed, w/ safety plug	120V single phase 1.3 amp	Floor model 50" high x 20" wide x 35" deep contact: Hughes Tools (813-949-0441)	11
Delta 1" belt/8" Disc Sander #31-340, w/ safety plug (quantity: 2)	115V single phase 7.2 amp-1/3 HP	Bench top model 19.5" high x 15" wide x 24.5" deep contact: Hughes Tools (813-949-0441)	7
Delta 6" Belt/12" Disc Finishing Machine #31-730, w/ stand, w/ safety plug	120V, single phase 20 amp-1.5 HP	Floor model 56" high x 30 wide (max) x 25.5" deep contact: Hughes Tools (813-949-0441)	12
Delta 10" Unisaw Tilting Arbor Table Saw #34-763, w/ safety plug	230V single phase 3HP	Floor model 39" high x 43" wide x 36" deep contact: Hughes Tools (813-949-0441)	13
Makita 12" Planer #2012, w/ stand #122383-9, w/ safety plug #49-350	120V single phase 12 amp	Floor model 39" high x 17" wide x 18" deep contact: Hughes Tools (813-949-0441)	15
Delta 6" Jointer #37-150, DJ-15 w/ stand #52-852 w/ safety plug	115V/230 single phase 3/4 HP	Floor model 32" high x 56" wide x 24" deep contact: Hughes Tools (813-949-0441)	16
Makita 12" Slide, Dual Compound Miter Saw #LS1211, w/ safety plug	115V single phase 15 amp	Bench top model 24.5" high x 41" wide x 24" deep contact: Hughes Tools (813-949-0441)	8

**HIGH SCHOOL PRODUCTION TECHNOLOGY LABORATORY (continued)**

Delta 6" Belt Sander #31-550-B, w/ stand, w/ safety plug	115V single phase 1.5 HP	Floor model 56" high x 30" wide (max) x 20" deep contact: Hughes Tools (813-949-0441)	33
Delta 12" Disc Sander #31-126, w/ stand, w/ safety plug	115V single phase 1 HP	Floor model 42.5" high x 19" wide x 21.5" deep contact: Hughes Tools (813-949-0441)	34
Delta 8" Grinder #23-850, w/ stand #23-8905, w/ safety plug	120V single phase 3/4 HP	Floor model 39" high x 23" wide x 13" deep contact: Hughes Tools (813-949-0441)	18
Portable Air Compressor	115V single phase	contact: Hughes Tools (813-949-0441)	28
Router Table/ Protop floor model #235425	115V Single phase	contact: Midwest Tool Supply	
Delta Dust Collector	230V 1 ½ HP	Provide two (2) vacuum hose adapters, 4" to 2 ½" contact: Porter Cable  Ducting is available from Home Depot: Whole Shop Dust Collection Network #700151, six (6) universal adapters 2 1/2" #246307, six (6) 7' long flex hoses #335019	24
Student Workstation	-	Workstation for 2 students, w/ 1 keyboard slide, 1 monitor platform, 1 CPU compartment, 2 open shelves on instructor side, and wire channel	1

**MIDDLE SCHOOL  
EXPLORING COMMUNICATIONS LABORATORY  
SUGGESTED EQUIPMENT LAYOUT**

01-19-05



#	*	DESCRIPTION
1	C	2.5' X 6' STUDENT WORKSTATIONS
2	C	3' X 8' STUDENT WORKSTATIONS
3	-	NOT USED
4	C	MOBILE WORKSTATION (NO ELEC)
5	-	NOT USED
6	C	PAPER DRILL
7	C	JOGGER
8	C	LASER PRINTER
9	C	FOLDER
10	C	SIGNGRAVER
11	C	THERMAL IMAGER
12	A	MARKER/TACKBOARD
13	C	TEACHER DESK
14	A	BASE AND WALL CABINETS
15	C	3' X 6' MOBILE WORKBENCHES
16	-	NOT USED
17	-	NOT USED
18	C	TABLE TOP COPIER
19	A	SINK
20	A	GLASSES/GOGGLES CABINET
21	C	DRAFTING STORAGE CABINET
22	C	METAL UTILITY SHELVING

\* = STATUS

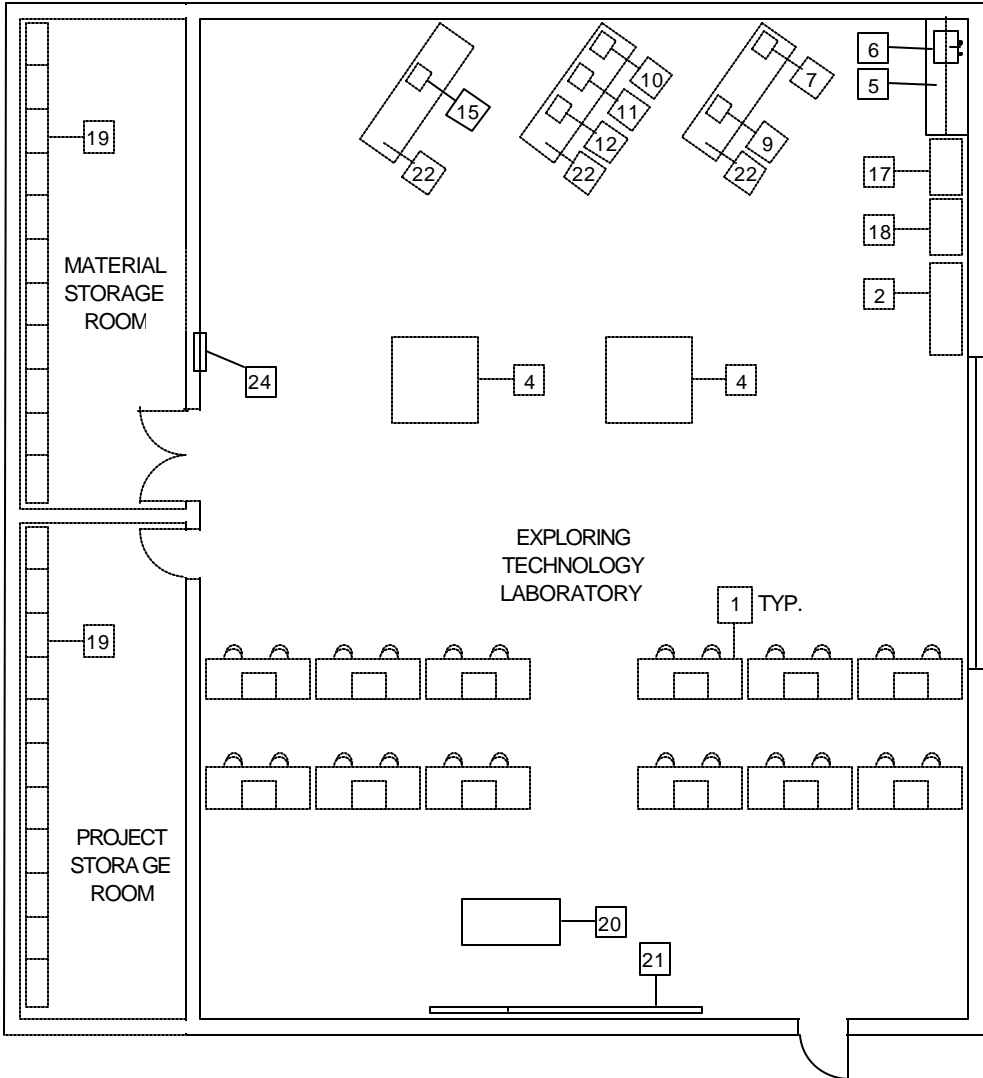
A - CONTRACTOR PROVIDED / INSTALLED

B - OWNER PROVIDED / CONTRACTOR INSTALLED

C - OWNER PROVIDED / INSTALLED

**MIDDLE SCHOOL  
EXPLORING TECHNOLOGY LABORATORY  
SUGGESTED EQUIPMENT LAYOUT**

01-19-05

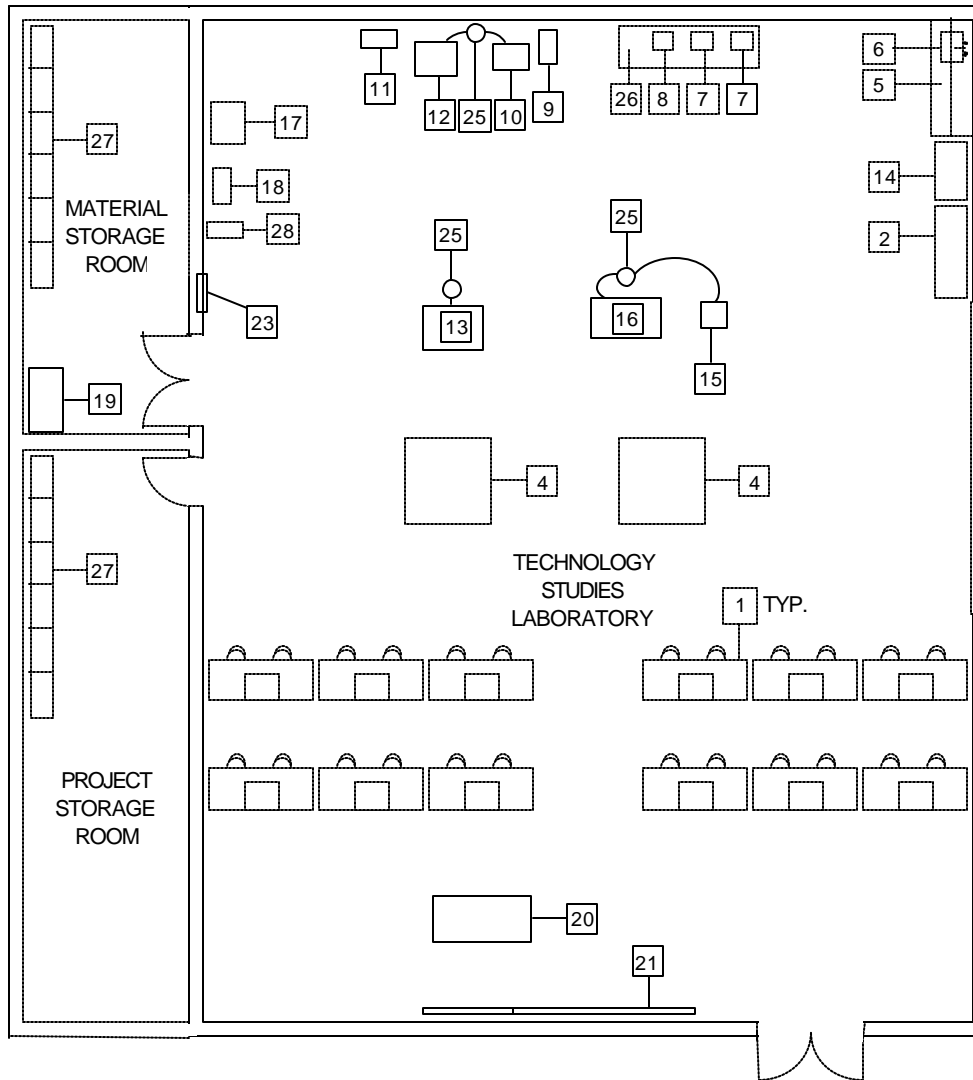


#	* DESCRIPTION
1	C 2.5' X 6' STUDENT WORKSTATIONS
2	C WIND TUNNEL TRAINER
3	- NOT USED
4	C 5' X 5' WORKBENCH
5	A BASE AND WALL CABINETS
6	A SINK
7	C SCROLL SAW
8	- NOT USED
9	C BELT / DISK SANDER #1
10	C BELT / DISK SANDER #2
11	C DRILL PRESS
12	C BENCH GRINDER
13	- NOT USED
14	- NOT USED
15	C BAND SAW
16	- NOT USED
17	C DRAFTING STORAGE CABINET
18	C TOOL STORAGE CABINET
19	C METAL UTILITY SHELVING
20	C TEACHER'S DESK
21	A MARKER/TACKBOARD
22	C 2'-6" X 6' WORKBENCH W/ VACUUM
23	- NOT USED
24	A GLASSES/GOGGLES CABINET

\* = STATUS  
A - CONTRACTOR PROVIDED / INSTALLED  
B - OWNER PROVIDED / CONTRACTOR INSTALLED  
C - OWNER PROVIDED / INSTALLED

# HIGH SCHOOL TECHNOLOGY STUDIES LABORATORY SUGGESTED EQUIPMENT LAYOUT

01-19-05



#	*	DESCRIPTION
1	C	2.5' X 6' STUDENT WORKSTATIONS
2	C	WIND TUNNEL TRAINER
3	-	NOT USED
4	C	5' X 5' WORKBENCH
5	A	BASE AND WALL CABINETS
6	A	SINK
7	C	(2) SMALL BELT / DISK SANDERS
8	C	COMPOUND MITER SAW
9	C	DRILL PRESS
10	C	METAL / WOOD BAND SAW
11	C	SCROLL SAW
12	C	LARGE BELT / DISK FINISH MACH.
13	C	TILTING ARBOR TABLE SAW
14	C	TOOL CABINET
15	C	PLANER
16	C	JOINTER
17	C	ROUTER TABLE
18	C	8" GRINDER
19	C	VERTICAL STORAGE RACK
20	C	TEACHER'S DESK
21	A	MARKER/TACKBOARD
22	-	NOT USED
23	A	GLASSES/GOGGLES CABINET
24	-	NOT USED
25	C	VACUUM (TYP. WHERE SHOWN)
26	C	2'-6" X 6' WORKBENCH W/ VACUUM
27	C	METAL UTILITY SHELVING
28	C	PORTABLE AIR COMPRESSOR

\*=STATUS

A - CONTRACTOR PROVIDED / INSTALLED

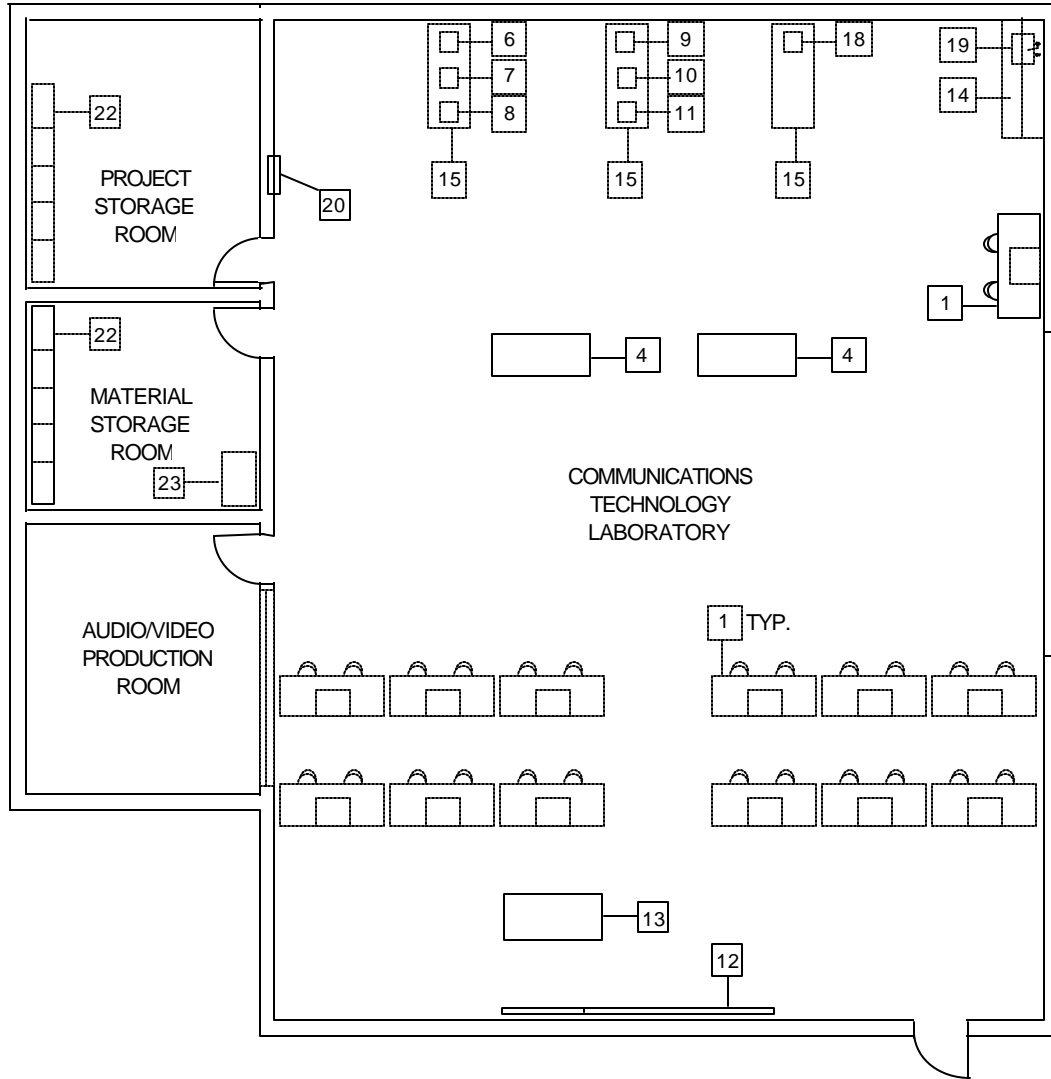
B - OWNER PROVIDED / CONTRACTOR INSTALLED

C - OWNER PROVIDED / INSTALLED



## HIGH SCHOOL COMMUNICATIONS TECHNOLOGY LABORATORY SUGGESTED EQUIPMENT LAYOUT

01-19-05



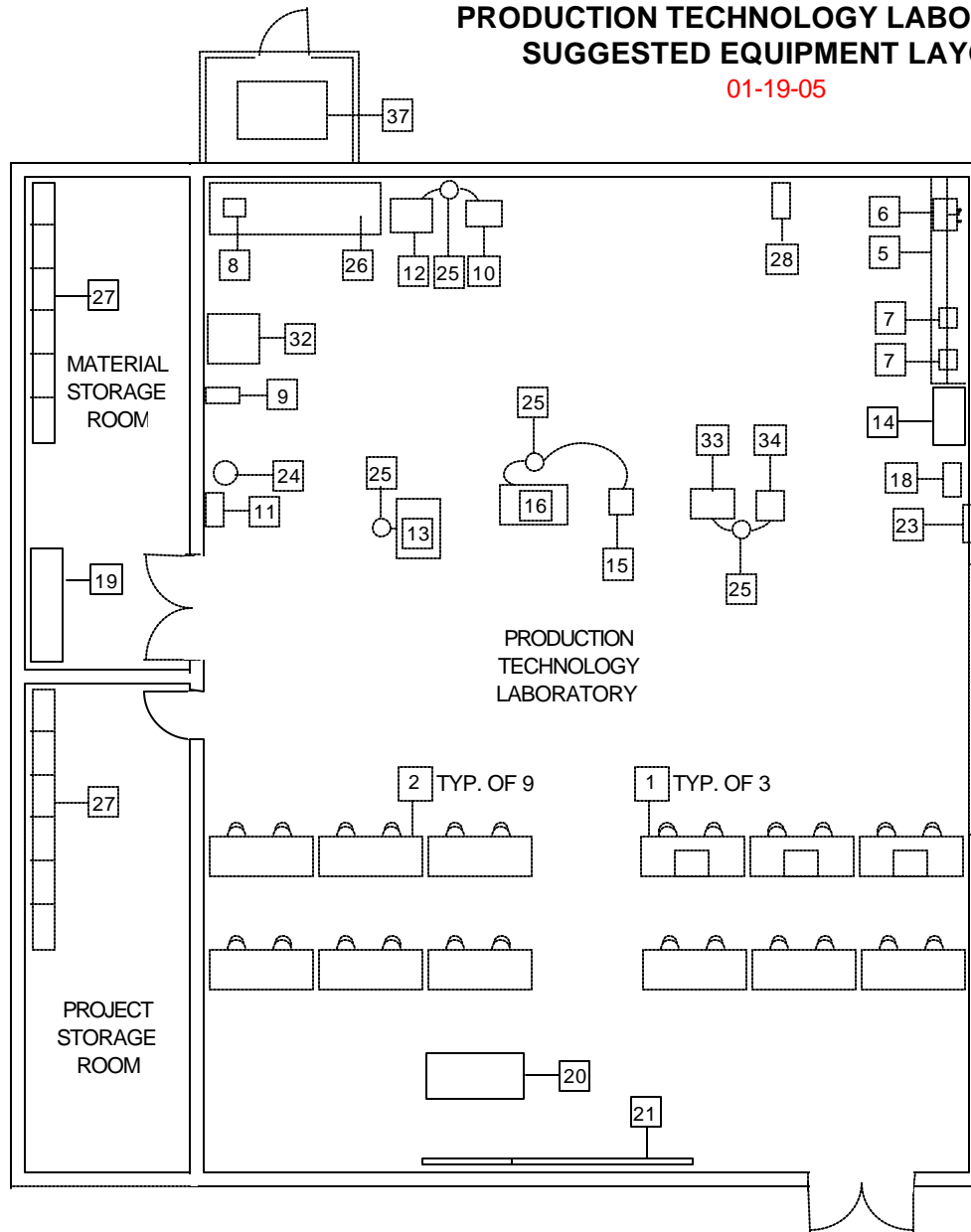
#	* DESCRIPTION
1	C 2.5' X 6' STUDENT WORKSTATIONS
2	- NOT USED
3	- NOT USED
4	C MOBILE WORKBENCHES (NO ELEC)
5	- NOT USED
6	C PAPER DRILL
7	C JOGGER
8	C LASER PRINTER
9	C FOLDER
10	C SIGNGRAVER
11	C THERMAL IMAGER
12	A MARKER/TACKBOARD
13	C TEACHER DESK
14	A BASE AND WALL CABINETS
15	C STAND-UP WORKBENCHES
16	- NOT USED
17	- NOT USED
18	C TABLE TOP COPIER
19	A SINK
20	A GLASSES/GOGGLES CABINET
21	- NOT USED
22	C METAL UTILITY SHELVING
23	C FLAMMABLE STORAGE CABINET

\* = STATUS

A - CONTRACTOR PROVIDED / INSTALLED

# HIGH SCHOOL PRODUCTION TECHNOLOGY LABORATORY SUGGESTED EQUIPMENT LAYOUT

01-19-05



#	*	DESCRIPTION
1	C	2.5' X 6' STUDENT WORKSTATIONS
2	C	2.5' X 6' STUDENT TABLES
3	-	NOT USED
4	-	NOT USED
5	A	BASE AND WALL CABINETS
6	A	SINK
7	C	SMALL BELT/DISK SANDER
8	C	COMPOUND MITER SAW
9	C	DRILL PRESS
10	C	METAL/ WOOD BAND SAW
11	C	SCROLL SAW
12	C	LARGE BELT/DISK FINISH MACH.
13	C	TILTING ARBOR TABLE SAW
14	C	TOOL CABINET
15	C	PLANER
16	C	JOINTER
17	-	NOT USED
18	C	8" GRINDER
19	C	PIPE AND LUMBER RACK
20	C	TEACHER'S DESK
21	A	MARKER/TACKBOARD
22	-	NOT USED
23	A	GLASSES/GOGGLES CABINET
24	C	WHOLE SHOP VACUUM
25	C	VACUUM (TYP. WHERE SHOWN)
26	C	WORK BENCH
27	C	METAL UTILITY SHELVING
28	C	PORTABLE AIR COMPRESSOR
29	-	NOT USED
30	-	NOT USED
31	-	NOT USED
32	-	ROUTER TABLE
33	C	6" BELT SANDER
34	C	12" DISC SANDER
35	-	NOT USED
36	-	NOT USED
37	A	DUCTED DUST COLLECTION SYSTEM

\* = STATUS

A - CONTRACTOR PROVIDED / INSTALLED

B - OWNER PROVIDED / CONTRACTOR INSTALLED