

PLUMBING STANDARDS

DOCUMENT NUMBER: 15600

APPLICATION: ELEMENTARY, MIDDLE AND HIGH SCHOOL

DATE OF ISSUE:

- 04-11-12** - **Renamed document; revised notes**
- 04-22-09** - **Revised notes, clarified wall-mounted carrier requirement, deleted unused fixture types; deleted automatic flush valves and faucets.**
- 05-01-08 - Added Waterless Urinals, Automatic Flush Valves and Automatic Faucets.
- 12-10-04 - Added note regarding side-mounted faucet for accessible sinks
- 07-27-04 - Removed mounting heights from lavatories and urinals, added note below
- 03-20-03 - revised art sink
- 01-08-03 - revised model numbers
- 11-26-02 - revised fixture list
- 10-29-01 - added acceptable manufacturers
- 04-26-01 - general revisions

NOTES:




1. Plumbing fixtures are to meet the requirements of the [Educational Specification](#) and the attached standards.
2. When domestic water is to be heated, use water heaters, each at a maximum of 199,000 BTUH. The use of boilers is prohibited.
3. Fixture mounting heights are to comply with accessibility code requirements where applicable.
4. Sanitary clean-outs are to be the wall type except in specific instances where floor type is approved. Floor clean-outs are not acceptable in occupied spaces, including kitchens, offices, storage rooms, toilet rooms and circulation spaces, no exceptions.
5. In addition to other generally accepted connections, ProPress compression fittings are an acceptable method for copper pipe connections.




ATTACHMENTS:





Plumbing Fixture List, dated 04-22-09.





PLUMBING FIXTURE LIST




04-22-09




| FIXTURE | APPLICATION | DESCRIPTION | ACCEPTABLE MANUFACTURERS |
|--------------------------|--|--|---|
| WATER CLOSET WC-1 | NON-HANDICAPPED KINDERGARTEN – ADULT AND HANDICAPPED KINDERGARTEN – 5 TH GRADE  | <u>BOWL:</u> WHITE FLOOR MOUNTED WITH BOTTOM OUTLET, VITREOUS CHINA, SIPHON-JET, ELONGATED BOWL, 14½” AFF TO RIM , BOLT CAPS WITH CAULK, LOW CONSUMPTION FLUSH (1.6 GPF). BOWL AND SEAT DIMENSIONS MUST MATCH WITH ¼ INCH. | BRIGGS TYPE 7714 AMERICAN STANDARD CRANE ELJER KOHLER TOTO |
| |  | <u>SEAT:</u> WHITE SOLID PLASTIC, HEAVY DUTY, ELONGATED, OPEN FRONT (WITHOUT COVER), STAINLESS STEEL SELF-SUSTAINING CHECK HINGES, INTEGRAL MOLDED BUMPERS | BENEKE TYPE 523-SS NCH BEMIS CENTOCO CHURCH OLSONITE |
| |  | <u>FLUSH VALVE ASSEMBLY:</u> 11-1/2” HIGH ABOVE RIM, EXPOSED DIAPHRAM VALVE (1.6 GALLON FLUSH), CHROME FINISH, ADA COMPLIANT NON-HOLD-OPEN HANDLE, 1 INCH INLET, 1-1/2 INCH OULET, INTEGRAL SCREWDRIVER ADJUSTABLE ANGLE STOP AND CHECK VALVE WITH COVER, VACUUM BREAKER, WALL AND SPUD FLANGES, SWEAT SOLDER ADAPTER KIT. | SLOAN ROYAL 111 ZURN AQUAVANTAGE |




| FIXTURE | APPLICATION | DESCRIPTION | ACCEPTABLE MANUFACTURERS |
|--------------------------|---|---|---|
| WATER CLOSET WC-2 | HANDICAPPED 6 TH GRADE – ADULT  | <u>BOWL:</u> WHITE FLOOR MOUNTED WITH BOTTOM OUTLET, VITREOUS CHINA, SIPHON-JET, ELONGATED BOWL, 17" AFF TO RIM , BOLT CAPS WITH CAULK, LOW CONSUMPTION FLUSH (1.6 GPF). BOWL AND SEAT DIMENSIONS MUST MATCH WITH 1/4 INCH. | BRIGGS TYPE 7790 AMERICAN STANDARD CRANE ELJER KOHLER TOTO |
| |  | <u>SEAT:</u> WHITE SOLID PLASTIC, HEAVY DUTY, ELONGATED, OPEN FRONT (WITHOUT COVER), STAINLESS STEEL SELF-SUSTAINING CHECK HINGES, INTEGRAL MOLDED BUMPERS | BENEKE TYPE 523-SS NCH BEMIS CENTOCO CHURCH OLSONITE |
| |  | <u>FLUSH VALVE ASSEMBLY:</u> 11-1/2" HIGH ABOVE RIM, EXPOSED DIAPHRAM VALVE (1.6 GALLON FLUSH), CHROME FINISH, ADA COMPLIANT NON-HOLD-OPEN HANDLE, 1 INCH INLET, 1-1/2 INCH OULET, INTEGRAL SCREWDRIVER ADJUSTABLE ANGLE STOP AND CHECK VALVE WITH COVER, VACUUM BREAKER, WALL AND SPUD FLANGES, SWEAT SOLDER ADAPTER KIT. | SLOAN ROYAL 111 ZURN AQUAVANTAGE |




| FIXTURE | APPLICATION | DESCRIPTION | ACCEPTABLE MANUFACTURERS |
|--------------------------|---|--|--|
| WATER CLOSET WC-3 | HANDICAPPED / NON-HANDICAPPED PRESCHOOL ONLY  | <u>BOWL:</u> WHITE FLOOR MOUNTED WITH BOTTOM OUTLET, VITREOUS CHINA, SIPHON-JET, ELONGATED BOWL, 10" AFF TO RIM , BOLT CAPS WITH CAULK, LOW CONSUMPTION FLUSH (1.6 GPF). BOWL AND SEAT DIMENSIONS MUST MATCH WITH 1/4 INCH. | AMERICAN STANDARD 2282.10 BRIGGS CRANE ELJER KOHLER TOTO |
| |  | <u>SEAT:</u> WHITE SOLID PLASTIC, HEAVY DUTY, ELONGATED, OPEN FRONT (WITHOUT COVER), STAINLESS STEEL SELF-SUSTAINING CHECK HINGES, INTEGRAL MOLDED BUMPERS | OLSONITE 126CAM BEMIS BENEKE CENTOCO CHURCH |
| |  | <u>FLUSH VALVE ASSEMBLY:</u> 11-1/2" INCHES HIGH ABOVE RIM, EXPOSED DIAPHRAM VALVE (1.6 GALLON FLUSH), CHROME FINISH, ADA COMPLIANT NON-HOLD-OPEN HANDLE, 1 INCH INLET, 1-1/2 INCH OULET, INTEGRAL SCREWDRIVER ADJUSTABLE ANGLE STOP AND CHECK VALVE WITH COVER, VACUUM BREAKER, WALL AND SPUD FLANGES, SWEAT SOLDER ADAPTER KIT. | SLOAN ROYAL 111 ZURN AQUAVANTAGE |
| URINAL UR-1 | HANDICAPPED & NON-HANDICAPPED KINDERGARTEN - ADULT (WATERLESS URINALS)  | <u>BOWL:</u> WHITE, WALL HUNG VITREOUS CHINA, 15.5 INCH PROJECTION, FLOOR MOUNTED CARRIER WITH CONCEALED BACK, PRIVACY BARRIERS, 304 STAINLESS STEEL BOLTS AND WASHERS | ZERO-FLUSH MODEL ZF-101 FALCON WATERFREE SLOAN WATERFREE KOHLER WATERLESS |




| FIXTURE | APPLICATION | DESCRIPTION | ACCEPTABLE MANUFACTURERS |
|------------------------------|--|---|---|
| URINAL UR-2 | NON-HANDICAPPED KINDERGARTEN – ADULT  | BOWL: WHITE, WALL HUNG VITREOUS CHINA, SIPHON-JET, 14 INCH PROJECTION, FLOOR MOUNTED CARRIER WITH CONCEALED BACK, LOW CONSUMPTION FLUSH (1.0 GPF), 304 STAINLESS STEEL BOLTS AND WASHERS | BRIGGS TYPE 7572 AMERICAN STANDARD CRANE ELJER KOHLER TOTO |
| |  | FLUSH VALVE ASSEMBLY: 10 INCHES HIGH, EXPOSED DIAPHRAM VALVE 1.0 GALLON FLUSH, CHROME FINISH, ADA COMPLIANT NON-HOLD-OPEN HANDLE, 1 INCH INLET, 1-1/4 INCH OUTLET, INTEGRAL SCREW DRIVER ADJUSTABLE ANGLE STOP AND CHECK VALVE WITH COVER, VACUUM BREAKER, WALL AND SPUD FLANGES, SWEAT SOLDER ADAPTER KIT | SLOAN ROYAL 111 ZURN AQUAVANTAGE |
| URINAL UR-3 | HANDICAPPED KINDERGARTEN – ADULT  | BOWL: WHITE, WALL HUNG VITREOUS CHINA, SIPHON-JET, 14 INCH PROJECTION, FLOOR MOUNTED CARRIER WITH CONCEALED BACK, LOW CONSUMPTION FLUSH (1.0 GPF), 304 STAINLESS STEEL BOLTS AND WASHERS | BRIGGS TYPE 7572 AMERICAN STANDARD CRANE ELJER KOHLER TOTO |
| |  | FLUSH VALVE ASSEMBLY: PROVIDE LOW HEIGHT OUTLET TUBE SO THAT HANDLE HEIGHT MEETS CODE REQUIREMENTS , EXPOSED DIAPHRAM VALVE 1.0 GALLON FLUSH, CHROME FINISH, NON-HOLD-OPEN HANDLE, 1 INCH INLET, 1-1/4 INCH OUTLET, INTEGRAL SCREW DRIVER ADJUSTABLE ANGLE STOP AND CHECK VALVE WITH COVER, VACUUM BREAKER, WALL AND SPUD FLANGES, SWEAT SOLDER ADAPTER KIT. | SLOAN ROYAL 111 ZURN AQUAVANTAGE |




| FIXTURE | APPLICATION | DESCRIPTION | ACCEPTABLE MANUFACTURERS |
|---------------------|--|---|--|
| LAVATORY L-1 | HANDICAPPED & NON-HANDICAPPED COLD WATER ONLY PRESCHOOL – ADULT  | <u>BOWL:</u> WHITE, WALL MOUNTED, ENAMELED CAST IRON, 20 X 18 INCHES, ADA COMPLIANT 4 INCH CENTER FAUCET HOLES. PROVIDE FLOOR MOUNTED WALL CARRIER WITH CONCEALED WALL PLATE AT STUD WALLS . PROVIDE STAINLESS STEEL FAUCET HOLE COVERS AS REQUIRED | KOHLER 2867 AMERICAN STANDARD ELJER |
| |  | <u>FAUCET:</u> CHROME FINISHED SELF-CLOSING FAUCET, METERING TYPE WITH ADJUSTABLE TIME CYCLE (2.0 GPM/10 SECONDS MINIMUM), ADA COMPLIANT PUSH HANDLE, VANDAL RESISTANT AERIATOR, MOUNT IN CENTER HOLE | CHICAGO TYPE 333-665-E12VP AMERICAN STANDARD ELJER KOHLER SPEAKMAN T & S ROYAL BRASS DELTA ZURN SYMMONS |
| |  | <u>DRAIN:</u> FLAT GRID, CHROME FINISH, 1-1/4 INCH OUTLET | MCGUIRE TYPE 155A AMERICAN STANDARD BRASS CRAFT ELJER KOHLER JUST |
| | | <u>P-TRAP:</u> CHROME FINISHED WITH TWO UNIONS, 1-1/4 INCH INLET AND 1-1/2 INCH OUTLET, CLEANOUT PLUG, WALL ESCUTCHEON | MCGUIRE BRASS CRAFT ELJER KOHLER |
| | | <u>SUPPLY:</u> ONE REQUIRED, CHROME PLATED, LOOSE KEY ANGLE VALVE, WALL ESCUTCHEON, FLEXIBLE TUBE RISER, 3/8 INCH INLET AND OUTLET CONNECTIONS | MCGUIRE BRASS CRAFT ELJER KOHLER T & S |

| FIXTURE | APPLICATION | DESCRIPTION | ACCEPTABLE MANUFACTURERS |
|---------------------|---|---|---|
| LAVATORY L-2 | HANDICAPPED & NON-HANDICAPPED HOT/COLD WATER PRESCHOOL - ADULT  | <u>BOWL:</u> WHITE, WALL MOUNTED, ENAMELED CAST IRON, 20 X 18 INCHES, ADA COMPLIANT 4 INCH CENTER FAUCET HOLES. PROVIDE FLOOR MOUNTED WALL CARRIER WITH CONCEALED WALL PLATE AT STUD WALLS. | KOHLER 2867 AMERICAN STANDARD ELJER |
| |  | <u>FAUCET:</u> CHROME FINISHED SELF-CLOSING MIXING FAUCET, METERING TYPE WITH ADJUSTABLE TIME CYCLE (2.0 GPM/10 SECONDS MINIMUM), ADA COMPLIANT PUSH HANDLE, VANDAL RESISTANT AERATOR | CHICAGO TYPE 802A-665-E12VP AMERICAN STANDARD ELJER KOHLER SPEAKMAN T & S ROYAL BRASS DELTA ZURN SYMMONS |
| |  | <u>DRAIN:</u> FLAT GRID, CHROME FINISH, 1-1/4 INCH OUTLET | MCGUIRE TYPE 155A AMERICAN STANDARD BRASS CRAFT ELJER KOHLER JUST |
| | | <u>P-TRAP:</u> CHROME FINISHED WITH TWO UNIONS, 1-1/4 INCH INLET AND 1-1/2 INCH OUTLET, CLEANOUT PLUG, WALL ESCUTCHEON | MCGUIRE BRASS CRAFT ELJER KOHLER |
| | | <u>SUPPLY:</u> TWO REQUIRED, CHROME PLATED, LOOSE KEY ANGLE VALVE, WALL ESCUTCHEON, FLEXIBLE TUBE RISERS, 3/8 INCH INLET AND OUTLET CONNECTIONS | MCGUIRE BRASS CRAFT ELJER KOHLER T & S |


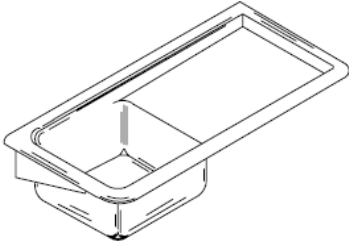


| FIXTURE | APPLICATION | DESCRIPTION | ACCEPTABLE MANUFACTURERS |
|-----------------|--|--|--|
| SINK S-1 | HANDICAPPED / NON-HANDICAPPED COLD WATER ONLY (SINGLE BOWL) PRESCHOOL – ADULT  | <u>BOWL:</u> SINGLE BOWL, STAINLESS STEEL, COUNTERTOP-MOUNTED, 18 GAUGE-TYPE 302, SELF RIM, OVERFLOW, 19-1/2 X 19 X 7 1/2 INCHES OVERALL, ONE FAUCET HOLE IN CENTER OF BACK OR SIDE FLANGE, AS REQUIRED FOR ACCESSIBILITY. PROVIDE STAINLESS STEEL FAUCET HOLE COVERS AS REQUIRED | ELKAY TYPE LRAD 1919 JUST KINDRED |
| |  | <u>FAUCET:</u> 6 INCH HIGH OUTLET, AERATOR (2 GPM), LEVER HANDLE, CHROME FINISHED ADA COMPLIANT | CHICAGO 350-GN2A-E3-369 AMERICAN STANDARD ELKAY KOHLER SPEAKMAN T & S ROYAL BRASS DELTA ZURN |
| |  | <u>DRAIN:</u> FLAT GRID STRAINER WITHOUT STOPPER, 1-1/2 INCH OUTLET | ELKAY TYPE LK-18 BRASS CRAFT JUST MCGUIRE |
| | | <u>P-TRAP:</u> CHROME FINISHED WITH TWO UNIONS, 1-1/2 INCH INLET AND OUTLET, CLEANOUT PLUG | ELJER BRASS CRAFT KOHLER MCGUIRE |
| | | <u>SUPPLY:</u> ONE REQUIRED, CHROME PLATED, LOOSE KEY ANGLE VALVE, WALL ESCUTCHEON, FLEXIBLE TUBE RISER, 3/8 INCH INLET CONNECTION | ELJER BRASS CRAFT KHOLER MCGUIRE T & S |

| FIXTURE | APPLICATION | DESCRIPTION | ACCEPTABLE MANUFACTURERS |
|-----------------|--|---|--|
| SINK S-2 | HANDICAPPED / NON-HANDICAPPED HOT/ COLD WATER (SINGLE BOWL) PRESCHOOL – ADULT  | <u>BOWL:</u> SINGLE BOWL, STAINLESS STEEL, COUNTERTOP-MOUNTED 18 GAUGE-TYPE 302, SELF RIM, OVERFLOW, 19-1/2 X 19 X 7 1/2 INCHES OVERALL, ONE FAUCET HOLE IN CENTER OF BACK OR SIDE FLANGE, AS REQUIRED FOR ACCESSIBILITY | ELKAY TYPE LRAD 1919 JUST KINDRED |
| |  | <u>FAUCET:</u> 6 INCH HIGH OUTLET, AERATOR (2 GPM), LEVER HANDLE, CHROME FINISHED, ADA COMPLIANT | CHICAGO TYPE 50-GN2A-E3-369 AMERICAN STANDARD ELKAY KOHLER SPEAKMAN T & S ROYAL BRASS DELTA ZURN |
| |  | <u>DRAIN:</u> FLAT GRID STRAINER WITHOUT STOPPER, 1-1/2 INCH OUTLET | ELKAY TYPE LK-18 BRASS CRAFT JUST MCGUIRE |
| | | <u>P-TRAP:</u> CHROME FINISHED WITH TWO UNIONS, 1-1/2 INCH INLET AND OUTLET, CLEANOUT PLUG | ELJER BRASS CRAFT KOHLER MCGUIRE |
| | | <u>SUPPLY:</u> TWO REQUIRED, CHROME PLATED, LOOSE KEY ANGLE VALVES, WALL ESCUTCHEON, FLEXIBLE TUBE RISER, 3/8 INCH INLET CONNECTIONS | ELJER BRASS CRAFT KOHLER MCGUIRE T & S |

| FIXTURE | APPLICATION | DESCRIPTION | ACCEPTABLE MANUFACTURERS |
|---------------------------|--|--|--|
| SINK S-3 | HANDICAPPED / NON-HANDICAPPED HOT/ COLD WATER (DOUBLE BOWL) PRESCHOOL – ADULT  | <u>BOWL:</u> TWO COMPARTMENT, COUNTERTOP-MOUNTED, STAINLESS STEEL, 18 GAUGE-TYPE 302, 33 X 19 INCHES OVERALL, THREE FAUCET HOLES IN CENTER OF BACK FLANGE | ELKAY TYPE LRAD-3319 JUST KINDRED |
| |  | <u>FAUCET:</u> 9 1/2 INCH SWING SPOUT, AERATOR (2 GPM), LEVER HANDLES, CHROME FINISHED, ADA COMPLIANT | CHICAGO TYPE 1888-1K-E3-369 AMERICAN STANDARD ELKAY KOHLER SPEAKMAN T & S ROYAL BRASS DELTA ZURN |
| |  | <u>DRAIN:</u> CONICAL STRAINER WITH STOPPER, 1-1/2 INCH OUTLET | ELKAY TYPE LK-35 BRASS CRAFT JUST MCGUIRE |
| | | <u>DRAIN CONNECTION:</u> BRASS CHROME PLATED, OUTLET | ELKAY TYPE LK-35 BRASS CRAFT KOHLER MCGUIRE |
| | | <u>SUPPLY:</u> TWO REQUIRED, CHROME PLATED, LOOSE KEY ANGLE VALVES, WALL ESCUTCHEON, FLEXIBLE TUBE RISER, 3/8 INCH INLET CONNECTIONS | ELJER BRASS CRAFT KHOLER MCGUIRE T & S |

| FIXTURE | APPLICATION | DESCRIPTION | ACCEPTABLE MANUFACTURERS |
|---------------------------------|---|---|---|
| SPECIAL PURPOSE SINK S-4 | CUSTOM SINK HOT/COLD WATER ART STUDIOS  | <u>BOWL:</u> SINGLE BOWL, COUNTERTOP-MOUNTED, STAINLESS STEEL, 18 GAUGE-TYPE 304, INSIDE MINIMUM BOWL DIMENSIONS 32 INCHES LONG X 19 INCHES WIDE X 10 INCHES DEEP, TWO FAUCET HOLES IN EACH SIDE (FOUR TOTAL), ADA COMPLIANT | CUSTOM |
| |  | <u>FAUCETS (FOUR TOTAL):</u> 6" HIGH OUTLET, AERATOR (2 GPM), LEVER HANDLES, CHROME FINISHED, ADA COMPLIANT | CHICAGO TYPE 50-GN2A-E3-369 ELJER KOHLER ROYAL BRASS SPEAKMAN T & S DELTA ZURN |
| |  | <u>DRAIN:</u> CONICAL STRAINER WITH STOPPER, 1-1/2 INCH OUTLET | ELKAY TYPE LK-35 BRASS CRAFT KOHLER JUST MCGUIRE |
| | | <u>CLAY TRAP WITH CLEANOUT:</u> CHROME FINISH, 1-1/2 INCH INLET AND OUTLET, WALL ESCUTCHEON | JOSAM 61010 ELKAY JUST J.R. SMITH |
| | | <u>SUPPLY:</u> EIGHT REQUIRED, CHROME PLATED, LOOSE KEY ANGLE VALVE, WALL ESCUTCHEON, FLEXIBLE TUBE RISER, 3/8 INCH INLET CONNECTION | MCGUIRE ELJER BRASS CRAFT KOHLER T & S |

| FIXTURE | APPLICATION | DESCRIPTION | ACCEPTABLE MANUFACTURERS |
|---------------------------------|---|---|---|
| SPECIAL PURPOSE SINK S-5 | WASH FOUNTAIN W/ COLD WATER ONLY AGRICULTURE AND AGRIBUSINESS  | GENERAL: THREE STATION, PRECAST TERRAZZO, RIM HEIGHT 34 INCHES, BOTTOM OF RIM 29 1/2 INCHES, BACKSPLASH AND SPRAYHEAD, THREE FRONT-SERVICED METERING VALVES, ADJUSTABLE TIME CYCLE, PUSH BUTTON, VANDAL RESISTANT, CHROME FINISH, ADA COMPLIANT | BRADLEY TYPE 2903 ACORN |
| SPECIAL PURPOSE SINK S-6 | HANDWASH SINK W/ HOT/COLD WATER CHILD CARE LABORATORY KITCHEN  | BOWL: SINGLE BOWL, COUNTERTOP-MOUNTED STAINLESS STEEL, 18 GAUGE – TYPE 302, 15 X 15 X 6 1/2 INCHES OVERALL, ONE FAUCET IN CENTER OF BACK FLANGE. PROVIDE STAINLESS STEEL FAUCET HOLE COVERS AS REQUIRED | ELKAY TYPE BLR-15 JUST KINDRED |
| |  | FAUCET: 6" HIGH OUTLET, AERATOR (2 GPM), LEVER HANDLES, CHROME FINISHED, ADA COMPLIANT | CHICAGO TYPE 50-GN2A-E3-369 ELJER KOHLER ROYAL BRASS SPEAKMAN T & S DELTA ZURN |

| FIXTURE | APPLICATION | DESCRIPTION | ACCEPTABLE MANUFACTURERS |
|---------------------------------|--|---|--|
| |  | <u>DRAIN:</u> FLAT GRID STRAINER WITHOUT STOPPER, 1-1/2 INCH OUTLET | ELKAY TYPE LK-18 BRASS CRAFT KOHLER JUST MCGUIRE |
| | | <u>P-TRAP:</u> CHROME FINISHED WITH TWO UNIONS, 1-1/2 INCH INLET AND OUTLET, CLEANOUT PLUG | ELJER BRASS CRAFT KOHLER MCGUIRE |
| | | <u>SUPPLY:</u> TWO REQUIRED, CHROME PLATED, LOOSE KEY ANGLE VALVES, WALL ESCUTCHEON, FLEXIBLE TUBE RISERS, 3/8 INCH INLET CONNECTIONS | ELJER BRASS CRAFT KOHLER MCGUIRE T & S |
| SPECIAL PURPOSE SINK S-7 | UTILITY SINK HOT/COLD WATER CIVIL ENGINEERING ASSISTING LAB  | <u>BOWL:</u> SINGLE BOWL, WALL-MOUNTED, STAINLESS STEEL, 14 GAUGE, SERVICE SINK WITH DRAINBOARD, 10 INCH DEEP BOWL WITH 8 INCH HIGH BACKSPASH, CONCEALED CHAIR CARRIER | JUST TYPE A-46427 ELKAY KINDRED |
| |  | <u>FAUCET:</u> 6" HIGH OUTLET, AERATOR (2 GPM), LEVER HANDLES, CHROME FINISHED, ADA COMPLIANT | CHICAGO 540-LD JUST T & S DELTA ZURN |
| |  | <u>DRAIN:</u> LEVER OPERATED WASTE WITH STAINLESS STEEL STRAINER, 1 1/2 INCH OUTLET | ELKAY TYPE LK-24R CHICAGO JUST |
| | | <u>P-TRAP:</u> CHROME FINISHED WITH TWO UNIONS, 1 1/2 INCH INLET AND OUTLET, CLEANOUT PLUG | ELJER BRASS CRAFT KOHLER MCGUIRE |

| FIXTURE | APPLICATION | DESCRIPTION | ACCEPTABLE MANUFACTURERS |
|---------------------------|---|---|--|
| | | <u>SUPPLY:</u> TWO REQUIRED, CHROME PLATED, LOOSE KEY ANGLE VALVES, WALL ESCUCHEONS, FLXIBLE TUBE RISERS, 3/8 INCH INLET CONNECTIONS | ELJER BRASS CRAFT KOHLER MCGUIRE T & S |
| RINSE COUNTER SINK | SEE SCIENCE EQUIPMENT STANDARD DOCUMENT | | |
| DARKROOM SINK | SEE ART EQUIPMENT STANDARD DOCUMENT | | |