

**EXCEPTIONAL STUDENT EDUCATION:  
RESOURCE ROOMS FOR  
SPEECH/LANGUAGE/HEARING AND DEAF/HARD OF HEARING**

February 3, 2014

**I. PROGRAM REQUIREMENTS**

Refer to the project-specific Schedule of Spaces for student stations, square footage, and for any requirements that may differ from the prototype requirements listed below:

2 Resource Rooms

**II. PROGRAM FURNITURE AND EQUIPMENT**

Refer to the Furniture and Equipment List for Owner-provided furniture and equipment.

**III. SPECIAL CONSIDERATIONS**

**1. Heating/Ventilation/Air Conditioning**

Standard, refer to the General Design Requirements section.

**2. Acoustical**

Standard, refer to the General Design Requirements section.

**3. Floor**

Standard, refer to the General Design Requirements section.

**4. Walls**

Standard, refer to the General Design Requirements section.

**5. Ceiling**

Standard, refer to the General Design Requirements section.

**6. Lighting**

Standard, refer to the General Design Requirements section.

**7. Windows**

Standard, refer to the General Design Requirements section.

**8. Doors**

Standard, refer to the General Design Requirements section.

9. **Water**

Not applicable

10. **Communications**

Provide a clock, intercom speaker and intercom handset in each Resource Room.  
Provide data and AV connections and associated power outlets, in accordance with the  
General Design Requirements section and SDHC standards.

11. **Electrical**

Standard, refer to the General Design Requirements section.

12. **Gas and Air**

Not applicable

13. **Safety**

Standard, refer to the General Design Requirements section.

14. **Fencing**

Not applicable

15. **Service Drives**

Not applicable

16. **Parking**

Not applicable

17. **Contractor-Provided Equipment and Casework**

Resource Rooms (each)

Provide nine (9) linear feet of lockable base and wall cabinets, countertop to be 36" above  
the floor.

18. **Contractor-Provided Instructional Aids**

Resource Rooms (each)

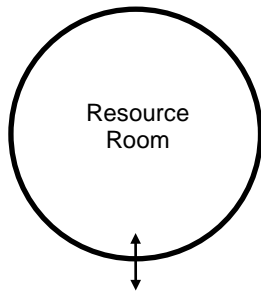
Provide a 12' wide x 4' high markerboard with a 4' wide x 4' high tackboard on one (1) side,  
bottom to be mounted 36" above the floor.

Install an Owner-provided projector and mounting bracket, centered on the wall over the  
markerboard.

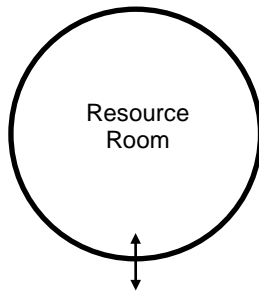
19. **Other Considerations**

Distribute Resource Rooms within the general Classroom areas.

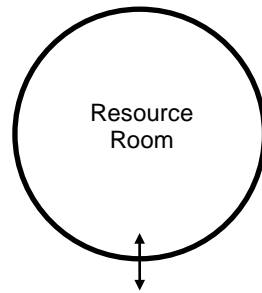
# SPACE RELATIONSHIPS



6<sup>th</sup> Grade Area



7<sup>th</sup> Grade Area



8<sup>th</sup> Grade Area